



SCR SELF DRILLING SCREWS

FIXING & SEALING

DEC also introduces an assortment of **SELF-DRILLING SCREWS** in order to process DEC products.

CONSTRUCTION

The screws have been produced out of galvanized steel. The screw thread continues up to the head. The tail of the screw has been provided with a drill head. So pre-drilling is not necessary.

- Carbon steel
- Hardened Drill point
- Cr+3 Zinc plating (free of hexavalent chromium)

Guidelines for installation:

- Self-drilling screws are designed to perform best when driven at 1800 to 2500 R.P.M.
- Overdriving may result in torsion failure of screws or strip out of the fastening grip.
- The screw must penetrate beyond the metal structure a minimum of 3 threads.


SPECIFICATIONS

Article code: **SCR{size}** (1000 screws incl. 1 bit)

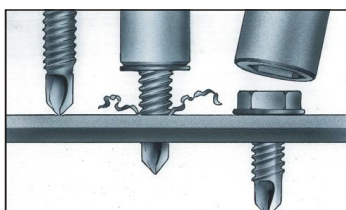
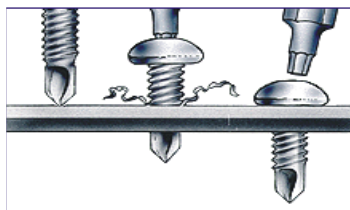


Square washer head		
Ordering code	Sizes (mmxmm)	Max. thickness of plate
SCR3.5/13	3.5 x 13	2.5 mm
SCR3.5/9.5	3.5 x 9.5	2.5 mm
SCR4.2/16	4.2 x 16	2.5 mm
SCR4.2/19	4.2 x 19	2.5 mm
SCR4.2/25	4.2 x 25	2.5 mm
SCR4.2/40	4.2 x 40	2.5 mm
SCR4.2/50	4.2 x 50	2.5 mm
SCR4.8/16	4.8 x 16	4.5 mm
SCR4.8/19	4.8 x 19	4.5 mm
SCR4.8/25	4.8 x 25	4.5 mm
SCR.BIT1 (no.1)	3.5mm	Irrelevant
SCR.BIT (no.2)	4.2/4.8mm	Irrelevant

Article code: **SCRDPM{size}** (1000 screws incl. 1 bit)



Hexagonal washer head DIN 7504 K		
Ordering code	Sizes (mmxmm)	Max. thickness of plate
SCRDPM4.2/13	4.2 x 13	2.3 mm
SCRDPM4.2/16	4.2 x 16	3.4 mm
SCRDPM4.2/19	4.2 x 19	3.4 mm
SCRDPM4.8/16	4.8 x 16	3.4 mm
SCRDPM4.8/19	4.8 x 19	3.4 mm
		Length (L)
SCR.DPM.BIT7	7 mm (4.2)	42/45mm
SCR.DPM.BIT8	8 mm (4.8)	42/45mm
SCR.DPM.BITLONG7	7 mm (4.2)	65mm
SCR.DPM.BITLONG8	8 mm (4.8)	65mm



LIABILITY:

The information contained in this brochure was current on the publication date. DEC INTERNATIONAL reserves the right to make changes in details at any time without prior notice. In order to avoid misunderstandings, any interested party is advised to contact DEC INTERNATIONAL checking for any changes in materials and/or information after this brochure was published.

PLEASE NOTICE:

The consultant is responsible for the actual installation and mounting of the product. The mentioned values with respect to temperatures are not appropriate to be used to determine the physical properties. These properties are also dependent on humidity and the temperature of the air inside and outside of the H.V.A.C. system.

TRADEMARKS:

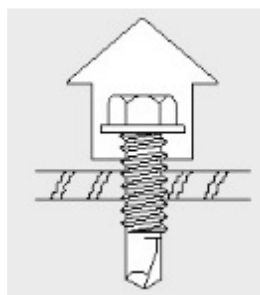
DEC International and the DEC logo are trademarks, or registered trademarks of Dutch Environment Corporation BV in the Netherlands and/or other countries.



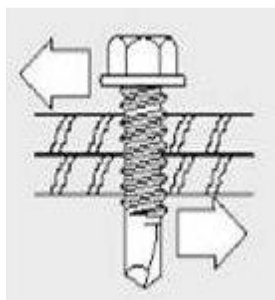


SCR SELF DRILLING SCREWS

FIXING & SEALING



Pull-out



Shear

Screw Dia.	Steel Sheet Thickness	Tension Pull-out	Shear (two sheets overlap)	Drill & Tapping capacity	Screw values		
					Tensile	Shear	Torqu
3.5mm	0.9mm	110 kg	320 kg	0.80-2.50mm	5 kN	3.3 kN	2.8 kN
	1.2mm	170 kg	370 kg	0.80-2.50mm			
	1.5mm	210 kg	380 kg	0.80-2.50mm			
	1.9mm	380 kg	400 kg	0.80-2.50mm			
4.2mm	0.9mm	120 kg	330 kg	0.80-2.50mm	7 kN	4.4 kN	4.7 kN
	1.2mm	180 kg	390 kg	0.80-2.50mm			
	1.5mm	210 kg	450 kg	0.80-2.50mm			
	1.9mm	400 kg	460 kg	0.80-2.50mm			
4.8mm	0.9mm	150 kg	370 kg	0.80-4.50mm	10 kN	6.6 kN	7.3 kN
	1.2mm	240 kg	540 kg	0.80-4.50mm			
	1.5mm	310 kg	600 kg	0.80-4.50mm			
	1.9mm	430 kg	640 kg	0.80-4.50mm			

The values listed are ultimate averages achieved under standard laboratory conditions. These results are given only as a guide and not as a warranty. An appropriate safety factor must be determined for the designed purpose.

Information contained herein is based on careful tests and experience. It reflects our knowledge and is for guidance purpose only. Manufacturer and distributor are not responsible for any non-recommended use or consequential damage. Before any application, ensure that the product is fit for purpose.

LIABILITY:

The information contained in this brochure was current on the publication date. DEC INTERNATIONAL reserves the right to make changes in details at any time without prior notice. In order to avoid misunderstandings, any interested party is advised to contact DEC INTERNATIONAL checking for any changes in materials and/or information after this brochure was published.

PLEASE NOTICE:

The consultant is responsible for the actual installation and mounting of the product. The mentioned values with respect to temperatures are not appropriate to be used to determine the physical properties. These properties are also dependent on humidity and the temperature of the air inside and outside of the H.V.A.C. system.

TRADEMARKS:

DEC International and the DEC logo are trademarks, or registered trademarks of Dutch Environment Corporation BV in the Netherlands and/or other countries.

