



DVLI SUPPLY AIR VALVE

AIR MANAGEMENT SYSTEMS

PRODUCT PROPERTIES

Supply air device **DVLI** is a circular disc valve with an aerodynamic shaped throttling device. It can be wall mounted or alternatively ceiling-mounted and has good qualities regarding sound level, air resistance (pressure drop), air flow and self damping.

The design of the valve together with a seal of moltopren prevents the ceiling and walls to get dirty.

Material and surface finish

The device is made of impact-resistant white karbamid and propen with a dirt-resistant surface. The material withstands temperatures up to 100° C and also most chemical substances in small concentrations

The device is supplied in white RAL9002 as standard.

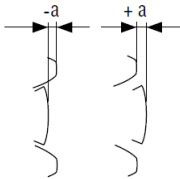
Adjustment

The cone is adjusted out or in by the number of revolutions necessary to provide the orifice opening in mm corresponding to the pressure drop and the desired air flow according to the graph. The pressure drop is controlled by conducting a suitable test probe into the front.

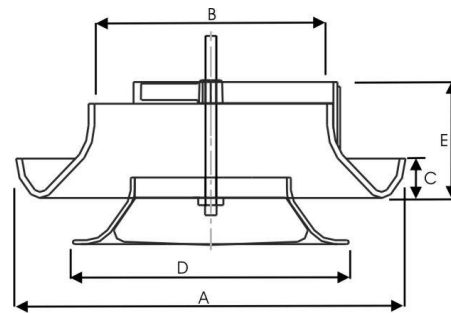
Care

The device can be cleaned with a cloth moistened with a mild synthetic cleaning or washing agent.

$a = 0 \pm \text{mm}$

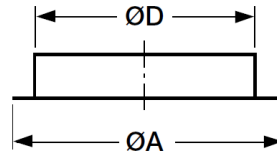


DIMENSIONS in mm



DVLI	A	B	C	D	E
080	118	42	19	80	60
100	148	69	20	113	61
125	157	96	20	116	62
160	197	129	20	140	65
200	240	167	21	177	65

DVLZ Galvanized steel sheet mounting frames, are available as an accessory.



SIZE	A	D	Hole size
DVLZ080	107	80	Ø 90
DVLZ100	127	100	Ø 110
DVLZ125	152	125	Ø 135
DVLZ160	187	160	Ø 170
DVLZ200	227	200	Ø 210

LIABILITY:

The information contained in this brochure was current on the publication date. DEC INTERNATIONAL reserves the right to make changes in details at any time without prior notice. In order to avoid misunderstandings, any interested party is advised to contact DEC INTERNATIONAL checking for any changes in materials and/or information after this brochure was published.

PLEASE NOTICE:

The consultant is responsible for the actual installation and mounting of the product. The mentioned values with respect to temperatures are not appropriate to be used to determine the physical properties. These properties are also dependent on humidity and the temperature of the air inside and outside of the H.V.A.C. system.

TRADEMARKS:

DEC International and the DEC logo are trademarks, or registered trademarks of Dutch Environment Corporation BV in the Netherlands and/or other countries.

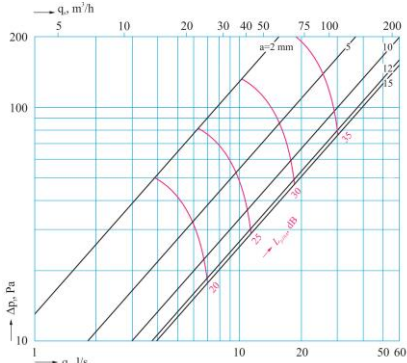




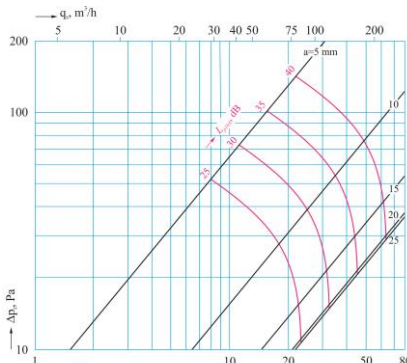
DVLI SUPPLY AIR VALVE

AIR MANAGEMENT SYSTEMS

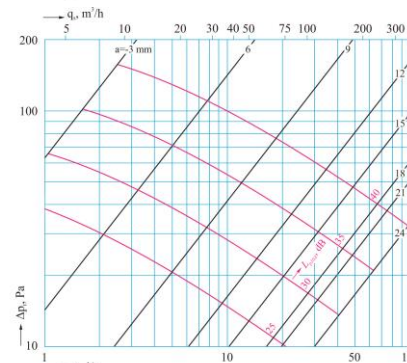
DVLI 080 mm



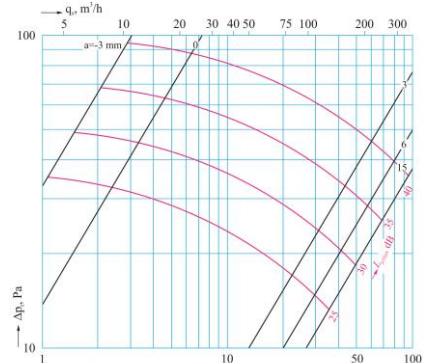
DVLI 100 mm



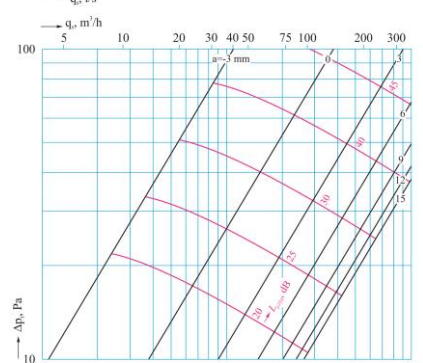
DVLI 125 mm



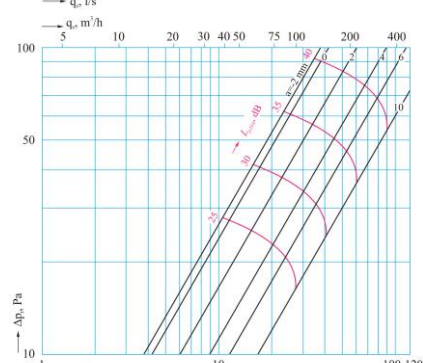
DVLI 160 mm
inner slot open 5 rev.
(6.25mm)



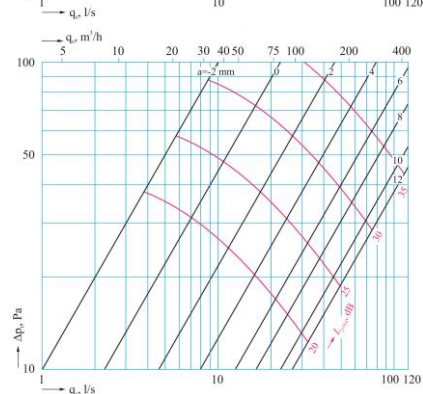
DVLI 160 mm
inner slot closed



DVLI 200 mm
inner slot open 8 rev.
(10mm)



DVLI 200 mm
inner slot closed



LIABILITY:
The information contained in this brochure was current on the publication date. DEC INTERNATIONAL reserves the right to make changes in details at any time without prior notice. In order to avoid misunderstandings, any interested party is advised to contact DEC INTERNATIONAL checking for any changes in materials and/or information after this brochure was published.

PLEASE NOTICE:
The consultant is responsible for the actual installation and mounting of the product. The mentioned values with respect to temperatures are not appropriate to be used to determine the physical properties. These properties are also dependent on humidity and the temperature of the air inside and outside of the H.V.A.C. system.

TRADEMARKS:
DEC International and the DEC logo are trademarks, or registered trademarks of Dutch Environment Corporation BV in the Netherlands and/or other countries.

