



CONNECTDEC Type NON-WOVEN PE BLACK

FLEXIBLE SOUND ATTENUATORS

The **CONNECTDEC TYPE NON-WOVEN PE BLACK** flexible sound attenuator consists of a BLACK Polypropylene fabric cloth inner duct and provided with a BLACK PE outer jacket. The space between the inner and outer duct is filled with 25mm sound absorbing material. The inner duct is hydrophobic.

The duct is standard fitted with galvanized metal sleeves at both ends to fit to any rigid ductwork or appliance instantly.

Choice between: (Fit according to EN1506)

Type 1) Male - Male

Type 2) Male - Female

Type 3) Female - Female

Article code: CO(1,2,or3)SBBPE2{Ø}/Length e.g. CO3SBBPE2100/1,0 (type 3 Ø100mm x 1Mtr)

APPLICATIONS

- **THE Solution to over bridge inaccuracy in measurements.**
- **Saves installation time and material.**
- In combination with heat exchanges, heat pumps
- Air supply systems
- Air conditioning systems
- Insertion loss damper
- Decreasing sound of machines

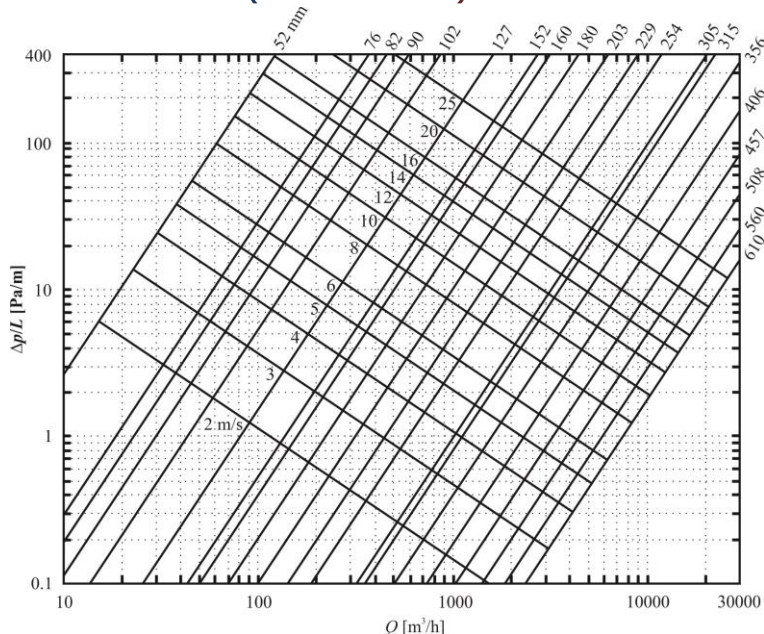
SPECIFICATIONS

Article code:	CO(1,2,3)SBBPE2{Ø}/L
Temperature range:	
Inside:	-30 °C to 140 °C
Outside:	-30 °C to 90 °C
Operating pressure:	up to +2000 Pa
Operating air velocity:	max. 10 m/s
Min. bending radius:	1 x Ø + 25mm
Standard diameter range:	80 – 315 mm
Standard length:	1,0 mtr

CONSTRUCTION

Inner duct:	BLACK Non-woven Polypropylene fabric cloth
Glass wool blanket:	25mm, 16kg/m³
Outer jacket:	BLACK PE sheet
R-value glass wool:	0.65 m² K/W (ASTM C177-76)
Appearance:	PE Black

PRESSURE LOSS (STRAIGHT DUCT)



The **CONNECTDEC TYPE NON-WOVEN PE BLACK** fulfills all the requirements and are classified as specified within EN 13180: *Ventilation for buildings – Ductwork - Dimensions and mechanical requirements for flexible ducts.*

The **CONNECTDEC TYPE NON-WOVEN PE BLACK** is also available, on request, with a 50 mm glass wool layer, the article number is: CO(1,2,3)5SBBPE2{Ø}
R-value glass wool: 1.3 (50 mm) m² K/W (ASTM C177-76).

LIABILITY:

The information contained in this brochure was current on the publication date. DEC INTERNATIONAL reserves the right to make changes in details at any time without prior notice. In order to avoid misunderstandings, any interested party is advised to contact DEC INTERNATIONAL checking for any changes in materials and/or information after this brochure was published.

PLEASE NOTICE:

The consultant is responsible for the actual installation and mounting of the product. The mentioned values with respect to temperatures are not appropriate to be used to determine the physical properties. These properties are also dependent on humidity and the temperature of the air inside and outside of the H.V.A.C. system.

TRADEMARKS:

CONNECTDEC, the DEC logo and DEC International are trademarks, or registered trademarks of Dutch Environment Corporation BV in the Netherlands and/or other countries.

RESTRICTIONS:

The CONNECTDEC ducts are not suitable for discharging combustion products from open fireplaces and oil-fired boilers. Neither are the ducts suitable for transporting air with a high concentration of acid and base.



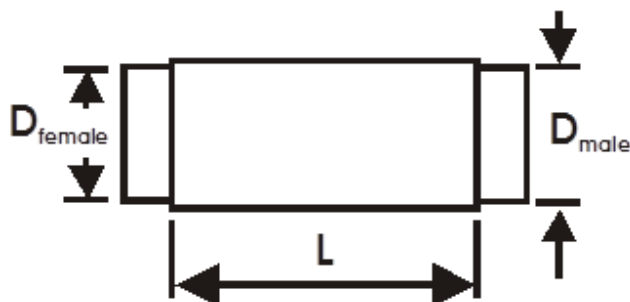


CONNECTDEC Type NON-WOVEN PE BLACK


FLEXIBLE SOUND ATTENUATORS

DIMENSIONS Metal sleeves

According to EN-1506			
D _{nom} (mm)	D _{female} (mm)	D _{male} (mm)	Tol.
080	80.5	79.3	+0 ; -0.5
100	100.5	99.3	+0 ; -0.5
125	125.5	124.3	+0 ; -0.5
150	150.6	149.3	+0 ; -0.6
160	160.6	159.3	+0 ; -0.6
180	180.6	179.3	+0 ; -0.6
200	200.7	199.3	+0 ; -0.7
250	250.8	249.3	+0 ; -0.8
315	315.9	314.3	+0 ; -0.9



HOW TO INSTALL:



SOUND ATTENUATION According to ISO 7235

Non-woven ins. 25mm (Test report nr. A1672-1/A2354-1/A3198-1 Peutz bv - The Netherlands)

D _n (mm)	L (m)	Attenuation, dB - Mid-frequency, Hz							
		63	125	250	500	1000	2000	4000	8000
080	1.0	13.6	22.4	40.2	38.7	36.5	41.3	51.6	45.8
100	1.0	15.9	22.9	31.1	38.6	36.4	40.6	50.1	35.9
125	1.0	11.7	18.9	32.4	29.9	28.8	34.5	40.9	24.5
150	1.0	12.2	10.9	29.7	30.1	29.0	38.3	34.6	20.4
160	1.0	19.3	25.4	30.5	27.1	23.8	32.2	27.8	17.3
180	1.0	17.3	13.6	27.6	26.5	26.0	35.1	22.7	13.2
200	1.0	10.7	12.1	28.7	22.8	22.8	30.6	19.4	11.9
250	1.0	12.9	18.7	24.3	19.5	19.9	27.7	12.9	10.2
315	1.0	16.6	23.2	18	15.2	16.5	19.6	10.1	8.5
80	0.5	15.8	11.0	24.5	27.8	26.6	32.5	46.7	29.0
100	0.5	22.5	11.2	31.1	24.8	21.4	26.3	34.5	19.9
125	0.5	12.7	10.7	17.5	20.6	19.9	25.8	23	12.8
150	0.5	11.1	3.4	12.6	16.0	19.5	27.8	19.2	12.6
160	0.5	5.1	7.1	11.8	17.0	18.8	24.7	18.2	10.9
180	0.5	13.6	4.2	13.1	15.3	14.9	22.4	13.5	9.1
200	0.5	9.1	7.1	16.8	14.5	13.8	19.7	10.1	8.0
250	0.5	3	10.9	14.6	12.6	12.3	16.4	5.3	5.2
315	0.5	3.3	10.5	13.3	9.9	9.4	8.9	3.7	4.1
Non-woven ins. 50mm									
100	1.0	4.3	8.5	15.5	28.2	50.8	51	57.8	38.5
125	1.0	17.7	26.3	35.4	29.2	33.3	45.4	40.5	26.5
160	1.0	16.5	24.1	30.6	27.5	29.6	41.7	28.7	18.1
180	1.0	17.3	28.5	28.9	25.1	30.7	38.3	22.7	18.3
200	1.0	6.5	6.3	21.1	27.1	30.5	35.8	19.4	12.3
250	1.0	9.0	10.0	22.0	24.0	28.0	28.0	13.0	9.0
315	1.0	12.4	14.0	23.7	21.5	25.7	16.0	6.9	5.9

LIABILITY:

The information contained in this brochure was current on the publication date. DEC INTERNATIONAL reserves the right to make changes in details at any time without prior notice. In order to avoid misunderstandings, any interested party is advised to contact DEC INTERNATIONAL checking for any changes in materials and/or information after this brochure was published.

PLEASE NOTICE:

The consultant is responsible for the actual installation and mounting of the product. The mentioned values with respect to temperatures are not appropriate to be used to determine the physical properties. These properties are also dependent on humidity and the temperature of the air inside and outside of the H.V.A.C. system.

TRADEMARKS:

CONNECTDEC, the DEC logo and DEC International are trademarks, or registered trademarks of Dutch Environment Corporation BV in the Netherlands and/or other countries.

RESTRICTIONS:

The CONNECTDEC ducts are not suitable for discharging combustion products from open fireplaces and oil-fired boilers. Neither are the ducts suitable for transporting air with a high concentration of acid and base.

