

QUADRODEC®

Quadrodec® Rectangular semi-flexible Alu duct F/F 250X80mm - 0,5m



Description

Unique space-saving rectangular semi-flexible aluminum duct with pressed female connection for creating rectangular ductwork or placing an air valve directly.

Connection: Female/Female
Material duct: Aluminum 120µm Alloy 8011
EN ISO9227:2006
Material of end caps: DX53D, Zinc plated 275g/m²
Working temperature up to: 250°C.

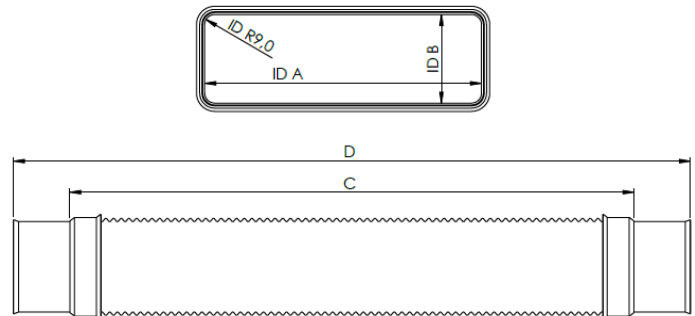
Classification

EN 13501-1:2018: Class A1
EN 1507: Leakage Class D/(ATC2)
Ansi Ashrae 120-2017: Pressure loss

The dependence of volume flow Q and pressure drop Δp for dry air at a temperature of $t=20^\circ\text{C}$ and pressure of $p=101325\text{ Pa}$, i.e. for air density of $\rho=1.2\text{ kg/m}^3$.

EN 1507 ("Ventilation for buildings – Air ducts of sheet steel with rectangular section – Requirements for strength and leakage"), duct wall was classified in one of four airtightness classes A, B, C or D.

Order code: QDCPFF250X80/0,5



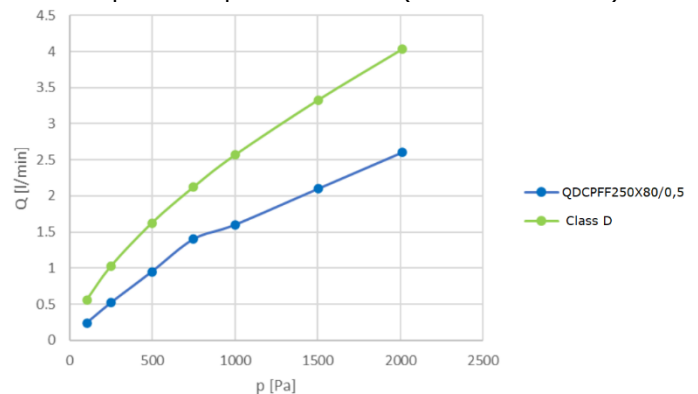
← Extendable to max. 750mm →

ID A	ID B	C	D
mm	mm	mm	mm
250 ±0,5	80 ±0,5	500 -40/+0	580 -40/+0

Ideal for bridging differences in distance, this duct can be extended up to 1,5 X 500mm.

Leakage

The dependence of air leakage factor f on the duct wall and overpressure p_m in the duct (250x80x500mm).



Dimensions [mm]	a [mm]	b [mm]	r [mm]	A [m²]	O [m]	D _h [m]
250x80x500/1000	250	80	9	0,020	0,645	0,121

LIABILITY:

The information contained in this brochure was current on the publication date. DEC INTERNATIONAL reserves the right to make changes in details at any time without prior notice. In order to avoid misunderstandings, any interested party is advised to contact DEC INTERNATIONAL checking for any changes in materials and/or information after this brochure was published.

PLEASE NOTICE:

The consultant is responsible for the actual installation and mounting of the product. The mentioned values with respect to temperatures are not appropriate to be used to determine the physical properties. These properties are also dependent on humidity and the temperature of the air inside and outside of the H.V.A.C. system.

TRADEMARKS:

QUADRODEC, the DEC logo and DEC International are trademarks or registered trademarks of Dutch Environment Corporation BV in the Netherlands and/or other countries.

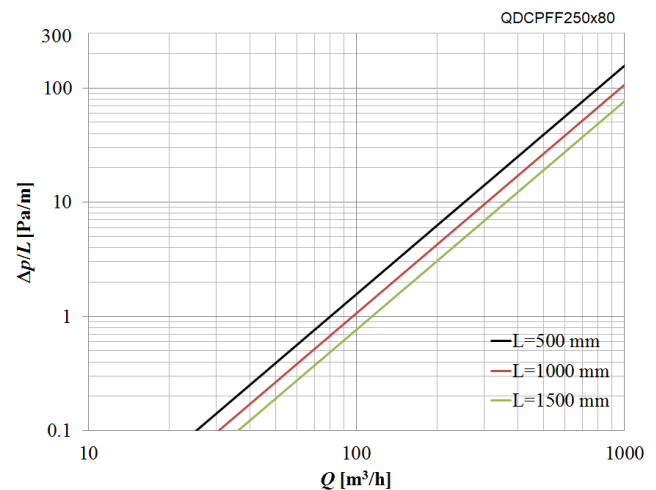
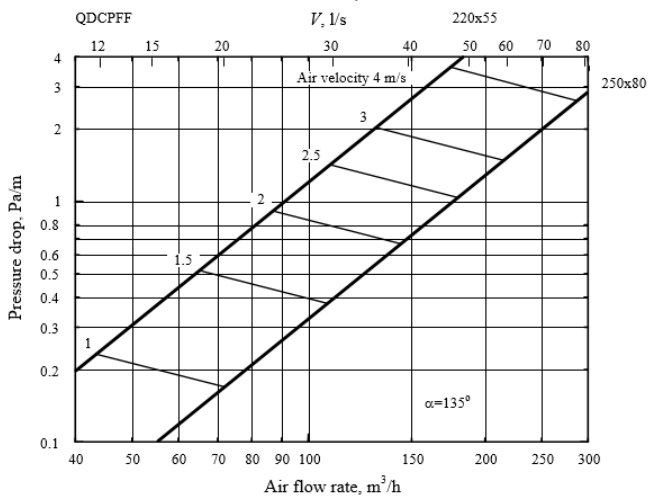
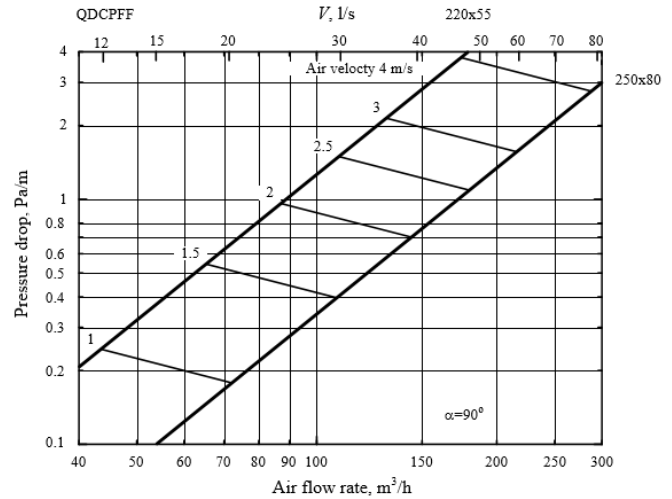
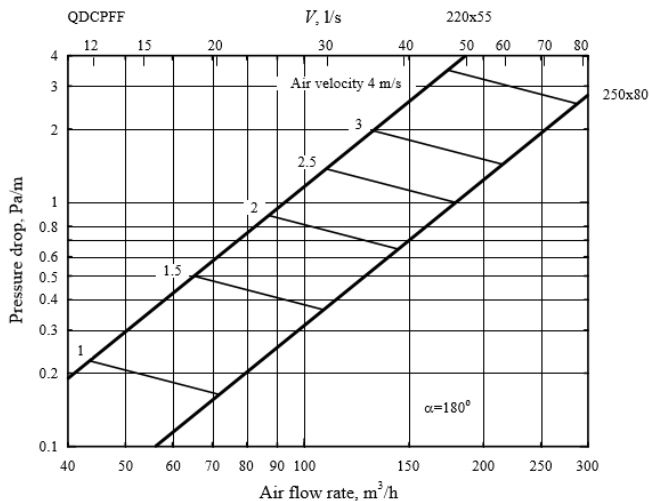
RESTRICTIONS:

The QUADRODEC ducts are not suitable for discharging combustion products from open fireplaces and oil-fired boilers. Neither are the ducts suitable for transporting air with a high concentration of acid and base.



Pressure loss

The pressure drop Δp straight and bends with three different curvatures for duct (250x80x500mm).



Also available in size 220X55mm.

LIABILITY:

The information contained in this brochure was current on the publication date. DEC INTERNATIONAL reserves the right to make changes in details at any time without prior notice. In order to avoid misunderstandings, any interested party is advised to contact DEC INTERNATIONAL checking for any changes in materials and/or information after this brochure was published.

PLEASE NOTICE:

The consultant is responsible for the actual installation and mounting of the product. The mentioned values with respect to temperatures are not appropriate to be used to determine the physical properties. These properties are also dependent on humidity and the temperature of the air inside and outside of the H.V.A.C. system.

TRADEMARKS:

QUADRODEC, the DEC logo and DEC International are trademarks or registered trademarks of Dutch Environment Corporation BV in the Netherlands and/or other countries.

RESTRICTIONS:

The QUADRODEC ducts are not suitable for discharging combustion products from open fireplaces and oil-fired boilers. Neither are the ducts suitable for transporting air with a high concentration of acid and base.

