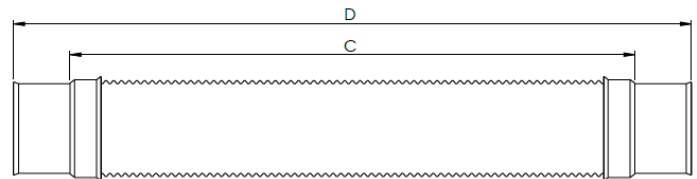


# QUADRODEC®

## Quadrodec® Rectangular semi-flexible Alu duct F/F 220X55mm - 1,0m



Order code: QDCPFF220X55/1,0



← Extendable to max. 1500mm →

ID A	ID B	C	D
mm	mm	mm	mm
220	55	1000	1080
±0,5	±0,5	-40/+0	-40/+0

### Description

Unique space-saving rectangular semi-flexible aluminum duct with pressed female connection for creating rectangular ductwork or placing an air valve directly.

Connection: Female/Female  
Material duct: Aluminum 120µm Alloy 8011 EN ISO9227:2006  
Material of end caps: DX53D, Zinc plated 275g/m<sup>2</sup>  
Working temperature up to: 250°C.

### Classification

EN 13501-1:2018: Class A1  
EN 1507: Leakage Class D/(ATC2)  
Ansi Ashrae 120-2017: Pressure loss

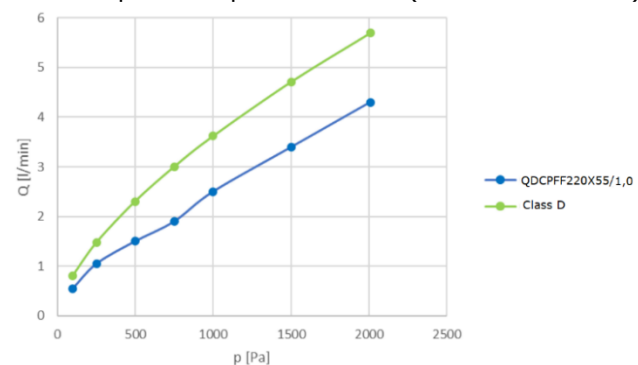
The dependence of volume flow Q and pressure drop Δp for dry air at a temperature of t=20 °C and pressure of p=101325 Pa, i.e. for air density of ρ=1.2 kg/m<sup>3</sup>.

EN 1507 ("Ventilation for buildings – Air ducts of sheet steel with rectangular section – Requirements for strength and leakage"), duct wall was classified in one of four airtightness classes A, B, C or D.

Ideal for bridging differences in distance, this channel can be extended to 1.5 X 1000mm.

### Leakage

The dependence of air leakage factor f on the duct wall and overpressure p<sub>m</sub> in the duct (220x55x1000mm).



Dimensions [mm]	a [mm]	b [mm]	r [mm]	A [m <sup>2</sup> ]	O [mm]	D <sub>h</sub> [m]
220x55x500/1000	220	55	9	0,012	0,535	0,088

### LIABILITY:

The information contained in this brochure was current on the publication date. DEC INTERNATIONAL reserves the right to make changes in details at any time without prior notice. In order to avoid misunderstandings, any interested party is advised to contact DEC INTERNATIONAL checking for any changes in materials and/or information after this brochure was published.

### PLEASE NOTICE:

The consultant is responsible for the actual installation and mounting of the product. The mentioned values with respect to temperatures are not appropriate to be used to determine the physical properties. These properties are also dependent on humidity and the temperature of the air inside and outside of the H.V.A.C. system.

### TRADEMARKS:

QUADRODEC, the DEC logo and DEC International are trademarks or registered trademarks of Dutch Environment Corporation BV in the Netherlands and/or other countries.

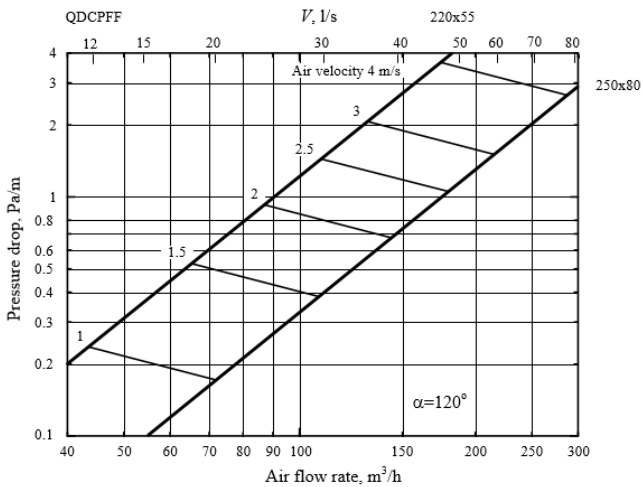
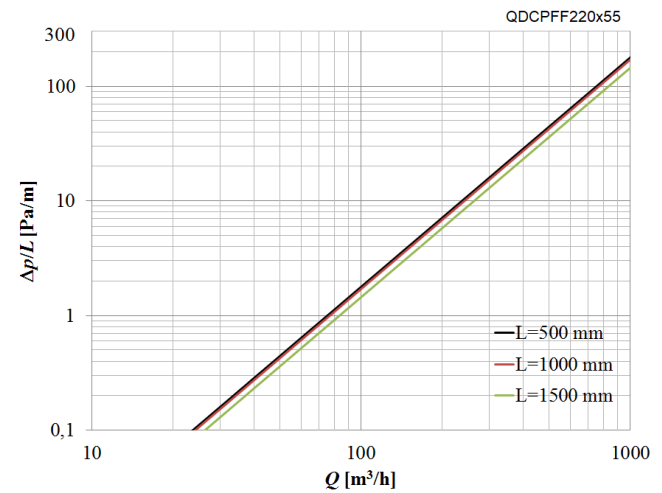
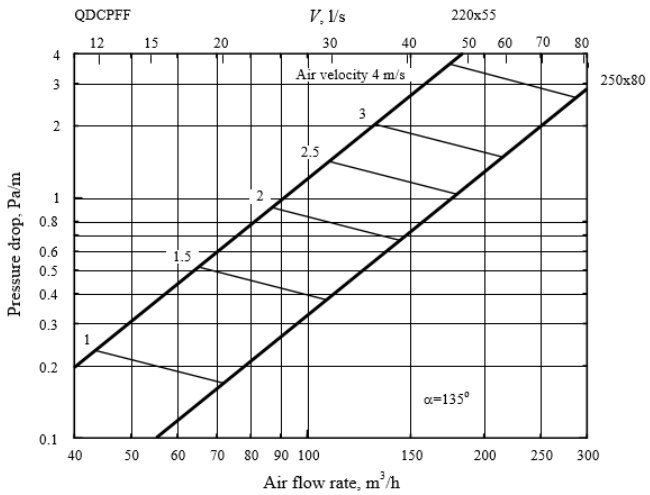
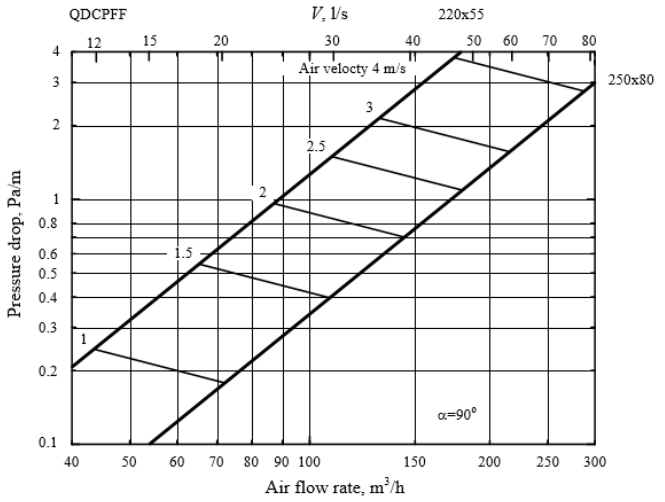
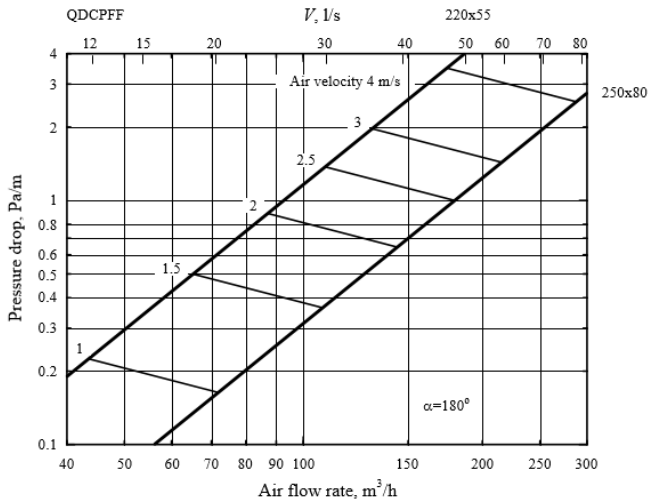
### RESTRICTIONS:

The QUADRODEC ducts are not suitable for discharging combustion products from open fireplaces and oil-fired boilers. Neither are the ducts suitable for transporting air with a high concentration of acid and base.



### Pressure loss

The pressure drop  $\Delta p$  straight and bends with three different curvatures for duct (220x55x1000mm).



Also available in size 250X80mm.

**LIABILITY:**

The information contained in this brochure was current on the publication date. DEC INTERNATIONAL reserves the right to make changes in details at any time without prior notice. In order to avoid misunderstandings, any interested party is advised to contact DEC INTERNATIONAL checking for any changes in materials and/or information after this brochure was published.

**PLEASE NOTICE:**

The consultant is responsible for the actual installation and mounting of the product. The mentioned values with respect to temperatures are not appropriate to be used to determine the physical properties. These properties are also dependent on humidity and the temperature of the air inside and outside of the H.V.A.C. system.

**TRADEMARKS:**

QUADRODEC, the DEC logo and DEC International are trademarks or registered trademarks of Dutch Environment Corporation BV in the Netherlands and/or other countries.

**RESTRICTIONS:**

The QUADRODEC ducts are not suitable for discharging combustion products from open fireplaces and oil-fired boilers. Neither are the ducts suitable for transporting air with a high concentration of acid and base.

